



Tylox® SuperSeal™

Pre-lubricated Box Culvert Gaskets

Say good-bye to the Butyl Rope and External Wrap!

Say hello to fast, clean, simple installation.

The unique design of the Tylox® SuperSeal™ gasket, in combination with a “round-cornered”, single-offset joint box design, now offers the advantages of water-tight jointing and reduced installation time to users of concrete box culverts.

- **Requires minimal field installation time.** Since the Tylox® SuperSeal™ gasket is installed on the box culvert at the point of manufacture, installation is as simple as lowering the box into position and then homing the joint. No messy, time consuming, butyl rope and/or external wrap to install.

- **Requires no field lubrication.** The Tylox® SuperSeal™ gasket has a layer of silicone lubricant installed on the inner surface of the tube, during the manufacturing process; saving you time, and money, on the job-site.

- **Self-Contained Lubricant.** Sealed within the tube, the lubricant is impervious to mud, dirt and debris. If you brush it against the trench, simply wipe the gasket surface clean and you're ready to install. No special handling is required.

- **Self-Centering.** The box culvert bell is self-centered, on the spigot, due to the forces generated as the tube rolls into the annular space during the homing process.

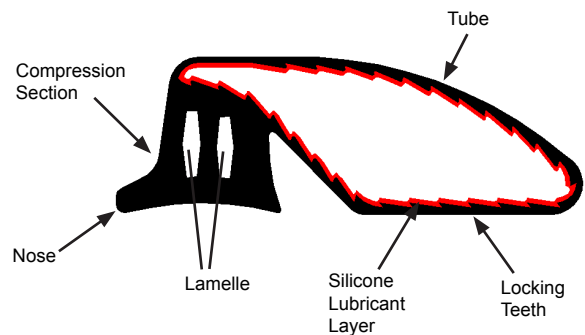
- **Readily Available.** Tylox® SuperSeal™ gaskets are available for all common combinations of annular and total annular spaces, and can be manufactured to suit any box culvert size.

- **Enhanced UV Resistance.** Since the gasket is installed on the box culvert at the point of manufacture, the gasket may sit exposed to the harmful effects from sun-light for extended periods of time. For this reason all Tylox® SuperSeal™ box-culvert gaskets are manufac-



tured from a blend of Isoprene and EPDM rubber, for enhanced ozone and Ultra-violet resistance.

- **Full specification compliance.** All Tylox box-culvert gaskets meet the material requirements of ASTM C361, ASTM C443, AASHTO M198.4 and CSA A257.



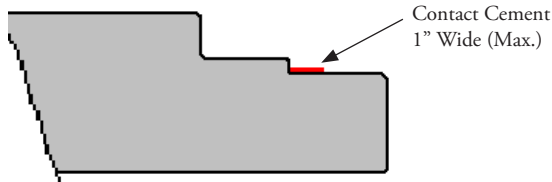
HK Hamilton Kent
make the connection

Use of the Tylox® SuperSeal™ gasket requires that the box culvert be constructed with a round-cornered, bell and spigot, utilizing a single-offset joint design.

Factory Installation of gasket onto spigot

- Brush loose dirt, debris and foreign material from spigot and gasket, ensuring that spigot is free from cracks, chips, or other defects.

- Apply a suitable contact cement to the spigot.



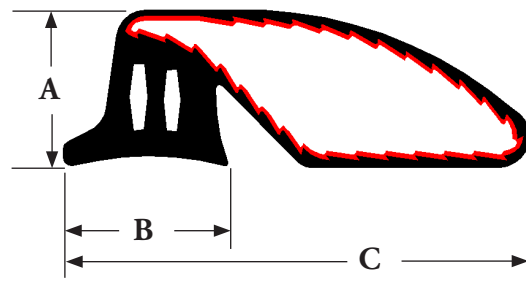
Contact cement should be applied in a thin strip, following the step in the joint. around the full circumference of the spigot. To ensure that the cement does not inhibit the movement of the rolling-tube, the strip must not exceed 1" in width.

- Stretch the gasket around the spigot, with the nose against the step, the body in contact with the cement, and the tube laying flat against the bare concrete of the spigot.



- Equalize the gasket tension around the perimeter of the spigot.

- Using a suitable means, clamp the gasket body to the spigot, along the lower edge, until the contact cement has set.



Available Models					
Model	Body Height	Body Width	Total Width	To Suit * Annular Space	
	A	B	C	Total	Small
225	0.914	1.085	2.787	0.525	0.175
245	0.965	1.120	2.010	0.590	0.175

* For informational purposes only. Consult your Hamilton Kent representative for sizing to suit your specific joint details.

Materials

Tylox® SuperSeal™ box culvert gaskets are available in the following materials:

Standard

- IR/EPDM Blend
- Nitrile (Oil Resistant)

For other materials, please consult your Hamilton Kent representative for availability.



HAMILTON KENT
 TEL: (800) 268 8479
 FAX: (800) 674 6960
 WEB: www.hamiltonkent.com
 E-MAIL: sales@hamiltonkent.com



All Tylox® SuperSeal™ gaskets are warranted for 12 months from date of purchase (Invoice date) in accordance with the details as outlined in Hamilton Kent's Standard Terms and Conditions.