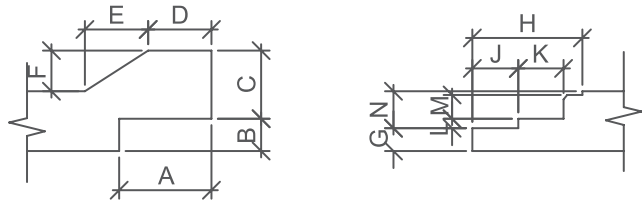
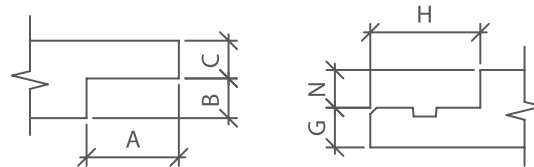


TYPICAL PIPE JOINT DIMENSIONS

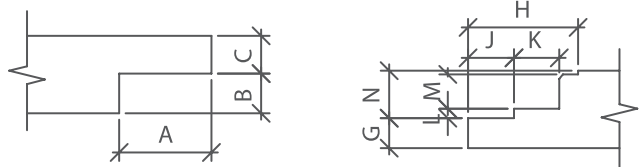
300MM - 750MM DIAMETER PIPE



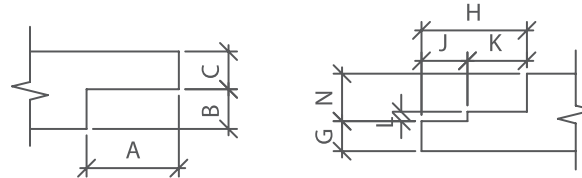
1350MM, 1500MM (C-WALL)
2400MM DIAMETER PIPE



900MM - 1500MM (B-WALL) DIAMETER PIPE



3000MM, 3600MM DIAMETER PIPE



NOTE:
 Properly specified and inspected pipe, correct laying and jointing procedures, careful bedding, backfilling, and compaction all contribute to a satisfactorily installed, testable sanitary pipeline.

Shaw Precast Solutions recommends that for sanitary pipe installations, good practice dictates that the first 100 meters of pipe installed by each crew should be immediately tested and not more than 300 meters of pipeline per crew should be untested at any time.

PIPE SIZE				Wall Type	ID	OD	WT	A	B	C	D	E	F	G	H	J	K	L	M	N	GASKET	WEIGHT
letter	mm	in	production																			
	300	12	P3	B	304.80	406.40	50.80	88.90	41.38	55.46	165.10	126.49	46.04	34.65	114.30	44.45	44.45	5.08	6.31	16.15	TSS	385
	375	15	P3	B	381.00	495.30	57.15	88.90	47.10	56.08	165.10	143.93	52.39	40.37	114.30	44.45	44.45	5.08	6.93	16.78	TSS	502
	450	18	P3	B	457.20	584.20	63.50	88.90	47.10	62.43	165.10	125.11	45.54	40.37	114.30	44.45	44.45	5.08	13.28	23.13	TSS	700
	525	21	P3	B	533.40	673.10	69.85	88.90	47.10	62.43	177.80	109.04	39.69	40.37	114.30	44.45	44.45	5.08	19.63	29.48	TSS	837
	600	24	P3	B	609.60	762.00	76.20	88.90	47.10	62.43	177.80	91.59	33.34	40.37	114.30	44.45	44.45	5.08	25.98	35.83	TSS	1042
	750	30	P3	B	762.00	939.80	88.90	88.90	50.80	69.85	177.80	87.23	31.75	44.07	114.30	44.45	44.45	5.08	34.99	44.83	TSS	1815
	900	36	P3	C	914.40	1155.70	120.65	88.90	50.80	69.85	N/A	N/A	N/A	44.07	114.30	44.45	44.45	5.08	66.74	76.53	TSS	2370
A	1050	42	P3	B	1066.80	1295.40	114.30	107.95	52.54	61.76	N/A	N/A	N/A	43.43	133.35	63.50	44.45	7.62	58.48	70.87	TSS	2632
E	1200	48	P3	B	1219.20	1473.20	127.00	107.95	62.06	64.94	N/A	N/A	N/A	52.96	133.35	63.50	44.45	7.62	61.66	74.04	TSS	3260
	1350	54	VUP	B	1371.60	1651.00	139.70	108.00	58.40	81.30	N/A	N/A	N/A	56.10	105.70	N/A	N/A	N/A	N/A	83.60	ORING	4140
	1500	60	P3	B	1524.00	1828.80	152.40	120.65	64.72	87.68	N/A	N/A	N/A	55.61	146.05	63.50	57.15	7.62	84.40	96.79	TSS	4742
K	1500	60	WC	C	1524.00	1866.80	171.40	120.70	64.70	106.70	N/A	N/A	N/A	62.40	118.40	N/A	N/A	N/A	N/A	109.00	TSS	4818
	1500	60	VUP	C	1524.00	1866.80	171.40	120.70	64.70	106.70	NA	NA	NA	62.40	118.40	NA	NA	NA	NA	102.70	ORING	4818
L	1800	72	VUP	C	1828.80	2222.60	196.90	133.40	92.10	104.80	N/A	N/A	N/A	89.70	131.00	N/A	N/A	N/A	N/A	107.20	ORING	7725
R	2100	84	VUP	C	2133.60	2578.20	222.30	127.00	87.30	135.00	N/A	N/A	N/A	84.10	123.80	N/A	N/A	N/A	N/A	138.20	ORING	9962
	2400	96	VUP	B	2438.40	2895.60	228.60	127.00	101.20	127.40	N/A	N/A	N/A	98.80	127.00	N/A	N/A	N/A	N/A	129.80	ORING	10385
Q	2400	96	WC	C	2438.40	2933.70	247.60	127.00	101.20	127.40	N/A	N/A	N/A	98.80	127.00	N/A	N/A	N/A	N/A	129.80	TSS	11587
T	3000	120	WC	C	3048.00	3657.60	304.80	152.40	110.76	194.04	N/A	N/A	N/A	100.50	152.40	69.85	N/A	8.99	N/A	204.30	TSS	20757
W	3600	144	WC	SP	3658.00	4470.00	406.00	152.00	207.34	194.97	N/A	N/A	N/A	193.83	152.00	69.80	82.20	8.90	N/A	211.97	TSS	31967